




**MINUTES OF COUNTY FINANCES  
TREASURER'S REPORT**

IN THE MATTER OF COUNTY FINANCES  
IN THE HANDS OF  
MARY HORTON, TREASURER  
OF JACKSON COUNTY, TEXAS

COMMISSIONERS' COURT  
JACKSON COUNTY, TEXAS  
IN REGULAR SESSION  
AUGUST TERM 2019

IN ACCORDANCE with Section 114.026, Local Government Code, we, the undersigned, constituting the entire Commissioners' Court of said County, certify that on the 27th day of August 2019, at the Regular term of Court, we compared and examined the monthly report of Mary Horton, Treasurer of Jackson County, Texas, for July 2019, and finding the same correct, entered an order in the Minutes approving said report, which states total cash and other assets on hand as: \$9,108,884.82.

  
\_\_\_\_\_  
Jill S. Sklar, County Judge

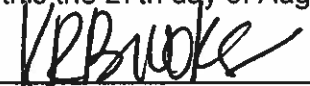
  
\_\_\_\_\_  
Wayne Hunt, Commissioner Pct. #1

  
\_\_\_\_\_  
Wayne Bubela, Commissioner Pct. #2


  
\_\_\_\_\_  
Johnny E. Belicek, Commissioner Pct. #3

  
\_\_\_\_\_  
Dennis Karl, Commissioner Pct. #4

SWORN TO AND SUBSCRIBED BEFORE ME, by Jill S. Sklar, County Judge, and County Commissioners of said Jackson County, each respectively, on this the 27th day of August A.D., 2019.

  
\_\_\_\_\_  
Attest: Katherine R. Brooks, County Clerk

FILED FOR RECORD THIS the 27th day of August A.D., 2019, and recorded on the 27th day of August A.D., 2019.

  
\_\_\_\_\_  
Katherine R. Brooks, County Clerk and  
Ex-Officio Clerk of the Commissioners'  
Court in and for Jackson County, Texas

By: \_\_\_\_\_  
Deputy

AVERAGE  
DAILY  
BALANCE

ENDING  
BALANCE

TOTAL  
CREDITS

TOTAL  
DEBITS

BEGINNING  
BALANCE

	BEGINNING BALANCE	TOTAL DEBITS	TOTAL CREDITS	ENDING BALANCE	AVERAGE DAILY BALANCE
<b>GENERAL</b>					
10 -000-1020	2,046.00	0.00	0.00	2,046.00	2,046.00
10 -000-1030	4,969.93	780,691.66	767,837.93CR	17,823.66	124,262.64CR
10 -000-1034	4,157.75	5,123.19	3,938.75CR	5,342.19	4,238.35
10 -000-1040	257,303.16	521.74	0.00	257,824.90	257,319.99
10 -000-1042	5,722,116.12	33,937.64	500,000.00CR	5,256,053.76	5,618,910.72
10 -000-1045	0.00	0.00	0.00	0.00	0.00
10 -000-1046	18,159.06	0.00	0.00	18,159.06	18,159.06
10 -000-1051	0.00	0.00	0.00	0.00	0.00
10 -000-1060	75,930.08	135.43	0.00	76,065.51	75,934.45
<b>FUND 10 TOTAL</b>	<b>6,084,682.10</b>	<b>820,409.66</b>	<b>1,271,776.68CR</b>	<b>5,633,315.08</b>	<b>5,852,345.93</b>

	BEGINNING BALANCE	TOTAL DEBITS	TOTAL CREDITS	ENDING BALANCE	AVERAGE DAILY BALANCE
<b>PERMANENT IMPROVEMENT</b>					
12 -000-1030	49.70	0.21	0.00	49.91	49.71
12 -000-1040	0.00	0.00	0.00	0.00	0.00
12 -000-1042	907,679.57	1,862.15	0.00	909,541.72	907,739.64
<b>FUND 12 TOTAL</b>	<b>907,729.27</b>	<b>1,862.36</b>	<b>0.00</b>	<b>909,591.63</b>	<b>907,789.35</b>

	BEGINNING BALANCE	TOTAL DEBITS	TOTAL CREDITS	ENDING BALANCE	AVERAGE DAILY BALANCE
<b>COMMISSARY TELEPHONE</b>					
15 -000-1030	4,502.60	3,336.35	7,595.86CR	243.09	3,670.17
15 -000-1040	0.00	0.00	0.00	0.00	0.00
15 -000-1042	51,700.00	4,608.29	108.29CR	56,200.00	53,006.45
<b>FUND 15 TOTAL</b>	<b>56,202.60</b>	<b>7,944.64</b>	<b>7,704.15CR</b>	<b>56,443.09</b>	<b>56,676.62</b>

	BEGINNING BALANCE	TOTAL DEBITS	TOTAL CREDITS	ENDING BALANCE	AVERAGE DAILY BALANCE
<b>DISTRICT ATTORNEY-HOT CHK</b>					
17 -000-1030	37.19	0.00	0.00	37.19	37.19
17 -000-1040	0.00	0.00	0.00	0.00	0.00
17 -000-1042	7,200.00	14.78	14.78CR	7,200.00	7,200.00
<b>FUND 17 TOTAL</b>	<b>7,237.19</b>	<b>14.78</b>	<b>14.78CR</b>	<b>7,237.19</b>	<b>7,237.19</b>

	BEGINNING BALANCE	TOTAL DEBITS	TOTAL CREDITS	ENDING BALANCE	AVERAGE DAILY BALANCE
<b>ELECTIONS ADMINISTRATION</b>					
18 -000-1030	4,055.02	0.00	0.00	4,055.02	4,055.02
18 -000-1042	0.00	0.00	0.00	0.00	0.00
<b>FUND 18 TOTAL</b>	<b>4,055.02</b>	<b>0.00</b>	<b>0.00</b>	<b>4,055.02</b>	<b>4,055.02</b>

	BEGINNING BALANCE	TOTAL DEBITS	TOTAL CREDITS	ENDING BALANCE	AVERAGE DAILY BALANCE
<b>FORFEITURE-DIST ATTORNEY</b>					
19 -000-1030	21.78	2,000.00	1,691.78CR	330.00	476.11CR

	BEGINNING BALANCE	TOTAL DEBITS	TOTAL CREDITS	ENDING BALANCE	AVERAGE DAILY BALANCE
19 -000-1040	0.00	0.00	0.00	0.00	0.00
19 -000-1042	301,345.99	617.06	2,000.00CR	299,963.05	300,785.25
<b>FUND 19 TOTAL</b>	<b>301,367.77</b>	<b>2,617.06</b>	<b>3,691.78CR</b>	<b>300,293.05</b>	<b>300,309.14</b>
<b>FORFEITURE-SHERIFF</b>					
21 -000-1030	268.81	7,615.15	7,801.26CR	82.70	2,603.10
21 -000-1040	0.00	0.00	0.00	0.00	0.00
21 -000-1042	53,287.15	109.34	0.00	53,396.49	53,290.68
<b>FUND 21 TOTAL</b>	<b>53,555.96</b>	<b>7,724.49</b>	<b>7,801.26CR</b>	<b>53,479.19</b>	<b>55,893.78</b>
<b>TECHNOLOGY FUND</b>					
23 -000-1030	424.66	943.37	1,000.00CR	368.03	638.68
23 -000-1040	0.00	0.00	0.00	0.00	0.00
23 -000-1042	98.00	1,000.38	0.38CR	1,098.00	194.77
<b>FUND 23 TOTAL</b>	<b>522.66</b>	<b>1,943.75</b>	<b>1,000.38CR</b>	<b>1,466.03</b>	<b>833.45</b>
<b>JUV PROB DISCRETIONARY</b>					
24 -000-1030	2,221.08	490.00	0.00	2,711.08	2,236.89
24 -000-1042	0.00	0.00	0.00	0.00	0.00
<b>FUND 24 TOTAL</b>	<b>2,221.08</b>	<b>490.00</b>	<b>0.00</b>	<b>2,711.08</b>	<b>2,236.89</b>
<b>JUVENILE PROBATION GRANTS</b>					
25 -000-1030	1,862.23	22,865.01	19,331.55CR	5,395.69	1,943.71CR
25 -000-1040	0.00	0.00	0.00	0.00	0.00
25 -000-1042	52,268.67	106.24	5,000.00CR	47,374.91	51,788.23
<b>FUND 25 TOTAL</b>	<b>54,130.90</b>	<b>22,971.25</b>	<b>24,331.55CR</b>	<b>52,770.60</b>	<b>49,844.52</b>
<b>LAW LIBRARY</b>					
26 -000-1030	414.61	595.00	550.07CR	459.54	240.20
26 -000-1042	8,300.00	17.00	17.00CR	8,300.00	8,300.00
<b>FUND 26 TOTAL</b>	<b>8,714.61</b>	<b>612.00</b>	<b>567.07CR</b>	<b>8,759.54</b>	<b>8,540.20</b>
<b>LEOSE-LAW ENF OFFICERS ED</b>					
27 -000-1030	142.11	1,600.00	1,707.12CR	34.99	111.01

	BEGINNING BALANCE	TOTAL DEBITS	TOTAL CREDITS	ENDING BALANCE	AVERAGE DAILY BALANCE
27 -000-1042 CASH IN TEXAS CL	7,175.00	13.74	1,613.74CR	5,575.00	6,710.48
<b>FUND 27 TOTAL</b>	<b>7,317.11</b>	<b>1,613.74</b>	<b>3,320.86CR</b>	<b>5,609.99</b>	<b>6,821.49</b>
<b>LIBRARY-MEMORIAL FUND</b>					
28 -000-1030 CASH IN BANK	9.20	1,388.02	631.40CR	765.82	34.81
28 -000-1040 CASH IN TEXPOOL	6,931.50	13.83	500.00CR	6,445.33	6,802.91
28 -000-1042 CASH IN TEXAS CL	52,149.45	106.99	0.00	52,256.44	52,152.90
<b>FUND 28 TOTAL</b>	<b>59,090.15</b>	<b>1,508.84</b>	<b>1,131.40CR</b>	<b>59,467.59</b>	<b>58,990.62</b>
<b>RECORDS MGT- COUNTY CLERK</b>					
29 -000-1030 CASH IN BANK	5,099.87	7,322.00	7,303.26CR	5,118.61	4,532.84
29 -000-1040 CASH IN TEXPOOL	0.00	0.00	0.00	0.00	0.00
29 -000-1042 CASH IN TEXAS CL	106,645.83	6,121.39	0.00	112,767.22	108,133.62
<b>FUND 29 TOTAL</b>	<b>111,745.70</b>	<b>13,443.39</b>	<b>7,303.26CR</b>	<b>117,885.83</b>	<b>112,666.46</b>
<b>RECORDS MGT - COUNTY</b>					
30 -000-1030 CASH IN BANK	768.83	513.25	850.00CR	432.08	760.21
30 -000-1040 CASH IN TEXPOOL	0.00	0.00	0.00	0.00	0.00
30 -000-1042 CASH IN TEXAS CL	2,841.93	855.95	0.00	3,697.88	2,924.38
<b>FUND 30 TOTAL</b>	<b>3,610.76</b>	<b>1,369.20</b>	<b>850.00CR</b>	<b>4,129.96</b>	<b>3,684.59</b>
<b>RECORDS MGT - DIST CLERK</b>					
31 -000-1030 CASH IN BANK	34.72	398.36	0.00	433.08	180.10
31 -000-1040 CASH IN TEXPOOL	0.00	0.00	0.00	0.00	0.00
31 -000-1042 CASH IN TEXAS CL	11,900.00	24.39	24.39CR	11,900.00	11,900.00
<b>FUND 31 TOTAL</b>	<b>11,934.72</b>	<b>422.75</b>	<b>24.39CR</b>	<b>12,333.08</b>	<b>12,080.10</b>
<b>SECURITY FUND</b>					
32 -000-1030 CASH IN BANK	58.30	2,264.57	1,698.79CR	624.08	508.91CR
32 -000-1040 CASH IN TEXPOOL	0.00	0.00	0.00	0.00	0.00
32 -000-1042 CASH IN TEXAS CL	2,600.00	5.14	905.14CR	1,700.00	2,512.90
<b>FUND 32 TOTAL</b>	<b>2,658.30</b>	<b>2,269.71</b>	<b>2,603.93CR</b>	<b>2,324.08</b>	<b>2,003.99</b>
<b>CHILD ABUSE PREVENTION</b>					
34 -000-1030 CASH IN BANK	1,043.44	45.00	1,000.00CR	88.44	322.31

	BEGINNING BALANCE	TOTAL DEBITS	TOTAL CREDITS	ENDING BALANCE	AVERAGE DAILY BALANCE
34 -000-1042 CASH IN TEXAS CL	0.00	0.00	0.00	0.00	0.00
FUND 34 TOTAL	1,043.44	45.00	1,000.00CR	88.44	322.31
CHILD WELFARE					
35 -000-1030 CASH IN BANK	88.74	0.38	0.00	89.12	88.75
35 -000-1040 CASH IN TEXPOOL	0.00	0.00	0.00	0.00	0.00
35 -000-1042 CASH IN TEXAS CL	8,034.67	16.47	0.00	8,051.14	8,035.20
FUND 35 TOTAL	8,123.41	16.85	0.00	8,140.26	8,123.95
HISTORICAL COMMISSION					
36 -000-1030 CASH IN BANK	5.63	0.02	0.00	5.65	5.63
36 -000-1040 CASH IN TEX POOL	0.00	0.00	0.00	0.00	0.00
36 -000-1042 CASH IN TEXAS CL	33,238.98	68.20	0.00	33,307.18	33,241.18
FUND 36 TOTAL	33,244.61	68.22	0.00	33,312.83	33,246.81
MEDIATION FUND					
37 -000-1030 CASH IN BANK	1,450.00	0.00	0.00	1,450.00	1,450.00
37 -000-1042 CASH IN TEXAS CL	0.00	0.00	0.00	0.00	0.00
FUND 37 TOTAL	1,450.00	0.00	0.00	1,450.00	1,450.00
BRIDGE REPLACEMENT					
39 -000-1030 CASH IN BANK	25.00	0.00	0.00	25.00	25.00
39 -000-1042 CASH IN TEXAS CL	136,448.81	279.93	0.00	136,728.74	136,457.84
FUND 39 TOTAL	136,473.81	279.93	0.00	136,753.74	136,482.84
HIGHWAY					
40 -000-1030 CASH IN BANK	29,658.11	21,620.11	679.57CR	50,598.65	44,191.24
40 -000-1042 CASH IN TEXAS CL	0.00	0.00	0.00	0.00	0.00
FUND 40 TOTAL	29,658.11	21,620.11	679.57CR	50,598.65	44,191.24
ROAD & BRIDGE GEN NO. 1					
41 -000-1030 CASH IN BANK	977.61	34,000.00	34,565.90CR	411.71	6,568.17CR
41 -000-1040 CASH IN TEX POOL	15,684.94	31.81	0.00	15,716.75	15,685.97
41 -000-1042 CASH IN TEXAS CL	249,068.80	491.07	34,000.00CR	215,559.87	239,213.67
FUND 41 TOTAL	265,731.35	34,522.88	68,565.90CR	231,688.33	248,331.47

	BEGINNING BALANCE	TOTAL DEBITS	TOTAL CREDITS	ENDING BALANCE	AVERAGE DAILY BALANCE
<b>ROAD &amp; BRIDGE GEN NO. 2</b>					
42 -000-1030 CASH IN BANK	614.97	42,516.17	43,031.63CR	99.51	12,114.62CR
42 -000-1040 CASH IN TEXPOOL	15,932.16	32.33	0.00	15,964.49	15,933.20
42 -000-1042 CASH IN TEXAS CL	223,914.71	436.86	41,500.00CR	182,851.57	212,751.38
<b>FUND 42 TOTAL</b>	<b>240,461.84</b>	<b>42,985.36</b>	<b>84,531.63CR</b>	<b>198,915.57</b>	<b>216,569.96</b>
<b>ROAD &amp; BRIDGE GEN NO. 3</b>					
43 -000-1030 CASH IN BANK	741.40	29,500.00	30,243.28CR	1.88CR	5,502.15CR
43 -000-1040 CASH IN TEX POOL	25,043.16	50.81	0.00	25,093.97	25,044.80
43 -000-1042 CASH IN TEXAS CL	172,320.41	1,837.34	28,000.00CR	146,157.75	164,347.42
<b>FUND 43 TOTAL</b>	<b>198,104.97</b>	<b>31,388.15</b>	<b>58,243.28CR</b>	<b>171,249.84</b>	<b>183,890.07</b>
<b>ROAD &amp; BRIDGE GEN NO. 4</b>					
44 -000-1030 CASH IN BANK	449.82	80,023.73	80,488.09CR	14.54CR	11,869.43CR
44 -000-1040 CASH IN TEX POOL	15,213.05	30.85	0.00	15,243.90	15,214.05
44 -000-1042 CASH IN TEXAS CL	125,109.28	4,712.73	76,000.00CR	53,822.01	103,487.11
<b>FUND 44 TOTAL</b>	<b>140,772.15</b>	<b>84,767.31</b>	<b>156,488.09CR</b>	<b>69,051.37</b>	<b>106,831.73</b>
<b>ROAD &amp; BRIDGE LATERAL RD</b>					
45 -000-1030 CASH IN BANK	2,877.18	0.00	0.00	2,877.18	2,877.18
45 -000-1042 CASH IN TEXAS CL	0.00	0.00	0.00	0.00	0.00
<b>FUND 45 TOTAL</b>	<b>2,877.18</b>	<b>0.00</b>	<b>0.00</b>	<b>2,877.18</b>	<b>2,877.18</b>
<b>PCT#1 EQUIPMENT REPLACMNT</b>					
50 -000-1030 CASH IN BANK	0.72	0.00	0.00	0.72	0.72
50 -000-1040 CASH IN TEX POOL	0.00	0.00	0.00	0.00	0.00
50 -000-1042 CASH IN TEXAS CL	1,457.86	3.03	0.00	1,460.89	1,457.96
<b>FUND 50 TOTAL</b>	<b>1,458.58</b>	<b>3.03</b>	<b>0.00</b>	<b>1,461.61</b>	<b>1,458.68</b>
<b>PCT#2 EQUIPMENT REPLACMNT</b>					
51 -000-1030 CASH IN BANK	2,316.72CR	5,011.49	2,600.00CR	94.77	2,599.78
51 -000-1040 CASH IN TEX POOL	0.00	0.00	0.00	0.00	0.00
51 -000-1042 CASH IN TEXAS CL	102.69	2,600.60	0.00	2,703.29	186.58
<b>FUND 51 TOTAL</b>	<b>2,214.03CR</b>	<b>7,612.09</b>	<b>2,600.00CR</b>	<b>2,798.06</b>	<b>2,786.36</b>

	BEGINNING BALANCE	TOTAL DEBITS	TOTAL CREDITS	ENDING BALANCE	AVERAGE DAILY BALANCE
<b>PCT#3 EQUIPMENT REPLACMNT</b>					
52 -000-1030 CASH IN BANK	9.32	0.04	0.00	9.36	9.32
52 -000-1040 CASH IN TEX POOL	0.00	0.00	0.00	0.00	0.00
52 -000-1042 CASH IN TEXAS CL	3,140.60	6.43	0.00	3,147.03	3,140.81
<b>FUND 52 TOTAL</b>	<b>3,149.92</b>	<b>6.47</b>	<b>0.00</b>	<b>3,156.39</b>	<b>3,150.13</b>
<b>PCT#4 EQUIPMENT REPLACMNT</b>					
53 -000-1030 CASH IN BANK	29.17	2,600.00	2,600.95CR	28.22	138.60CR
53 -000-1040 CASH IN TEX POOL	0.00	0.00	0.00	0.00	0.00
53 -000-1042 CASH IN TEXAS CL	115,989.67	2,837.95	2,600.00CR	116,227.62	116,165.09
<b>FUND 53 TOTAL</b>	<b>116,018.84</b>	<b>5,437.95</b>	<b>5,200.95CR</b>	<b>116,255.84</b>	<b>116,026.49</b>
<b>CONSTRUCTION GRANTS</b>					
55 -000-1030 CASH IN BANK	344.00CR	172.80	0.00	171.20CR	271.54CR
55 -000-1042 CASH IN TEXAS CL	0.00	0.00	0.00	0.00	0.00
55 -000-1050 CASH-COMMUNITY A	0.00	0.00	0.00	0.00	0.00
<b>FUND 55 TOTAL</b>	<b>344.00CR</b>	<b>172.80</b>	<b>0.00</b>	<b>171.20CR</b>	<b>271.54CR</b>
<b>ABANDONED MOTOR VEHICLE</b>					
57 -000-1030 CASH IN BANK	66.51CR	3,000.00	207.27CR	2,726.22	20.95CR
57 -000-1040 CASH IN TEXPOOL	0.00	0.00	0.00	0.00	0.00
57 -000-1042 CASH IN TEXAS CL	0.00	0.00	0.00	0.00	0.00
57 -000-1055 CASH IN BANK - A	4,338.79	1,558.16	3,006.83CR	2,890.12	4,195.06
<b>FUND 57 TOTAL</b>	<b>4,272.28</b>	<b>4,558.16</b>	<b>3,214.10CR</b>	<b>5,616.34</b>	<b>4,174.11</b>
<b>COASTAL PROTECTION</b>					
72 -000-1030 CASH IN BANK	193.09	0.83	0.00	193.92	193.12
72 -000-1042 CASH IN TEXAS CL	604,957.66	1,241.10	0.00	606,198.76	604,997.70
<b>FUND 72 TOTAL</b>	<b>605,150.75</b>	<b>1,241.93</b>	<b>0.00</b>	<b>606,392.68</b>	<b>605,190.82</b>
<b>AIRPORT</b>					
80 -000-1030 CASH IN BANK	64.62	0.23	60.00CR	4.85	53.01
80 -000-1032 CLEARING	0.00	0.00	0.00	0.00	0.00
80 -000-1040 CASH IN TEXPOOL	0.00	0.00	0.00	0.00	0.00
80 -000-1042 CASH IN TEXAS CL	36,291.93	74.45	0.00	36,366.38	36,294.33
<b>FUND 80 TOTAL</b>	<b>36,356.55</b>	<b>74.68</b>	<b>60.00CR</b>	<b>36,371.23</b>	<b>36,347.34</b>

	BEGINNING BALANCE	TOTAL DEBITS	TOTAL CREDITS	ENDING BALANCE	AVERAGE DAILY BALANCE
<b>JAIL COMMISSARY</b>					
81 -000-1030	3,162.51	884.44	850.23CR	3,196.72	3,365.18
81 -000-1040	0.00	0.00	0.00	0.00	0.00
81 -000-1042	0.00	0.00	0.00	0.00	0.00
<b>FUND 81 TOTAL</b>	<b>3,162.51</b>	<b>884.44</b>	<b>850.23CR</b>	<b>3,196.72</b>	<b>3,365.18</b>
<b>STATE FEES</b>					
88 -000-1030	96,783.98	33,740.10	82,970.37CR	47,553.71	102,259.30
88 -000-1042	0.00	0.00	0.00	0.00	0.00
<b>FUND 88 TOTAL</b>	<b>96,783.98</b>	<b>33,740.10</b>	<b>82,970.37CR</b>	<b>47,553.71</b>	<b>102,259.30</b>
<b>TRUST INVESTMENT</b>					
89 -000-1020	0.00	0.00	0.00	0.00	0.00
89 -000-1030	0.00	7,604.00	7,604.00CR	0.00	735.87
89 -000-1040	28,437.81	57.69	0.00	28,495.50	28,439.67
89 -000-1042	3,565.31	7,619.28	0.00	11,184.59	7,735.74
89 -000-1060	0.00	0.00	0.00	0.00	0.00
<b>FUND 89 TOTAL</b>	<b>32,003.12</b>	<b>15,280.97</b>	<b>7,604.00CR</b>	<b>39,680.09</b>	<b>36,911.28</b>
<b>DISTRICT CLERK RESRV ACCT</b>					
90 -000-1030	108,578.48	1,996.63	0.00	110,575.11	109,931.04
90 -000-1035	0.00	0.00	0.00	0.00	0.00
90 -000-1040	0.00	0.00	0.00	0.00	0.00
90 -000-1042	0.00	0.00	0.00	0.00	0.00
<b>FUND 90 TOTAL</b>	<b>108,578.48</b>	<b>1,996.63</b>	<b>0.00</b>	<b>110,575.11</b>	<b>109,931.04</b>
<b>FLOOD CONTROL - JC DRAIN</b>					
92 -000-1030	0.00	3,887.17	3,887.17CR	0.00	1,379.32
92 -000-1040	0.00	0.00	0.00	0.00	0.00
92 -000-1042	0.00	0.00	0.00	0.00	0.00
<b>FUND 92 TOTAL</b>	<b>0.00</b>	<b>3,887.17</b>	<b>3,887.17CR</b>	<b>0.00</b>	<b>1,379.32</b>
<b>REPORT TOTALS</b>	<b>9,739,093.75</b>	<b>1,177,807.85</b>	<b>1,808,016.78CR</b>	<b>9,108,884.82</b>	<b>9,447,035.41</b>



**INVESTMENTS**

**TexPool**

FUND	NAME	ACCT #	BALANCE	INTEREST	DEPOSIT	WITHDRAW	BALANCE
41	Road & Bridge Precinct #1	1100	15,684.94	31.81			15,716.75
42	Road & Bridge Precinct #2	1200	15,932.16	32.33			15,964.49
43	Road & Bridge Precinct #3	1300	25,043.16	50.81			25,093.97
44	Road & Bridge Precinct #4	1400	15,213.05	30.85			15,243.90
10	General	1500	257,303.16	521.74			257,824.90
28	Library - Memorial Fund	2800	6,931.50	13.83		500.00	6,445.33
89	Rojas Seizure	7210	11,390.07	23.12			11,413.19
89	Binning Heirs Trust Cause #4563	7406	2,320.41	4.70			2,325.11
89	Cordele Church & Cemetery	7502	5,809.35	11.77			5,821.12
89	Callis Receivership	7504	8,917.98	18.10			8,936.08
<b>TOTAL IN TEXPOOL</b>			<b>364,545.78</b>	<b>739.06</b>	<b>0.00</b>	<b>500.00</b>	<b>364,784.84</b>
Standard & Poor Global rating			AAAm				AAAm
AVERAGE INTEREST RATE			2.3812%				2.3876%

**Texas CLASS**

10	General	0001	5,722,116.12	11,530.35	22,407.29	500,000.00	5,256,053.76
12	Permanent Improvement	0012	907,679.57	1,862.15			909,541.72
15	Commissary Telephone	0015	51,700.00	108.29	4,500.00	108.29	56,200.00
17	District Attorney Hot Check	0017	7,200.00	14.78		14.78	7,200.00
19	Forfeiture - District Attorney	0019	301,345.99	617.06		2,000.00	299,963.05
21	Forfeiture - Sheriff	0021	53,287.15	109.34			53,396.49
23	Technology	0023	98.00	0.38	1,000.00	0.38	1,098.00
25	Juvenile Probation Grants	0025	52,268.67	106.24		5,000.00	47,374.91
26	Law Library	0026	8,300.00	17.00		17.00	8,300.00
27	LEOSE	0027	7,175.00	13.74		1,613.74	5,575.00
28	Library - Memorial Fund	0028	52,149.45	106.99			52,256.44
29	Records Management - County Clerk	0029	106,645.83	221.39	5,900.00		112,767.22
30	Records Management - County	0030	2,841.93	5.95	850.00		3,697.88
31	Records Management - District Clerk	0031	11,900.00	24.39		24.39	11,900.00
32	Security	0032	2,600.00	5.14		905.14	1,700.00
35	Child Welfare	0035	8,034.67	16.47			8,051.14
36	Historical Commission	0036	33,238.98	68.20			33,307.18
39	Bridge Replacement	0039	136,448.81	279.93			136,728.74
41	Road & Bridge Precinct #1	0041	249,068.80	491.07		34,000.00	215,559.87
42	Road & Bridge Precinct #2	0042	223,914.71	436.86		41,500.00	182,851.57
43	Road & Bridge Precinct #3	0043	172,320.41	337.34	1,500.00	28,000.00	146,157.75

INVESTMENTS

TexPool

FUND	NAME	ACCT #	BALANCE	INTEREST	DEPOSIT	WITHDRAW	BALANCE
			06/30/2019				07/31/2019
44	Road & Bridge Precinct #4	0044	125,109.28	212.73	4,500.00	76,000.00	53,822.01
50	Road & Bridge Precinct #1 Equipment Replacement	0050	1,457.86	3.03			1,460.89
51	Road & Bridge Precinct #2 Equipment Replacement	0051	102.69	0.60	2,600.00		2,703.29
52	Road & Bridge Precinct #3 Equipment Replacement	0052	3,140.60	6.43			3,147.03
53	Road & Bridge Precinct #4 Equipment Replacement	0053	115,989.67	237.95			116,227.62
72	Coastal Impact Assistance	0072	604,957.66	1,241.10			606,198.76
80	Airport	0080	36,291.93	74.45			36,366.38
89	S. McGinnis DA Seizure	0189	3,565.31	7.32			3,572.63
89	Mendoza SO Seizure	2389	0.00	7.96	7,604.00		7,611.96
<b>TOTAL IN TEXAS CLASS</b>			<b>9,000,949.09</b>	<b>18,164.63</b>	<b>50,861.29</b>	<b>689,183.72</b>	<b>8,380,791.29</b>
	Standard & Poor Global rating		AAA/m				AAA/m
	AVERAGE INTEREST RATE		2.5000%				2.4100%
10	Transfer Station Certificate of Deposit	Prosperity	18,159.06				18,159.06
	INTEREST RATE		1.5100%				1.5100%
10	Depository Money Market	Prosperity	75,930.08	135.43			76,065.51
	AVERAGE INTEREST RATE		2.0400%				2.1200%
	Depository Bank Account Interest	Prosperity		369.81			
	Cafeteria (Flexible Spending) Account	Prosperity	26,630.30			4,885.04	21,745.26

This report is presented in accordance with provisions of Texas Government Code §2256.023, the Public Funds Investment Act. The investments held in the Jackson County portfolio comply with the Public Funds Investment Act and the County's investment policy and strategies.

This report is true and correct to the best of my knowledge and belief according to the records of this office.

*Mary Horton*

Mary Horton, CCT, CIO



EL CAMPO, TX

# Pledge Security Listing

July 31, 2019

ID	CUSIP	Description	Safekeeping Location	Safekeeping Receipt	Coupon	Maturity Date	Call Date	Moody	S&P	Fitch	ASC 320	Face Amount	Current Par	Current Book Value	Market Value	Gain(Loss)
4954	31418CSG0	FNMA #MA3218	FHLB		3.00	12/01/2032		AAA	AA+	AAA	HTM	4,000,000	3,175,231.20	3,253,141.66	3,234,925.55	(18,216.11)
4992	3128MMX57	FHLMC #G18699	FHLB		4.00	06/01/2033		AAA	AA+	AAA	HTM	4,000,000	3,241,323.80	3,331,363.28	3,365,790.63	34,427.35
<b>Total for JACKSON COUNTY</b>												<b>8,000,000</b>	<b>6,416,555.00</b>	<b>6,584,504.94</b>	<b>6,600,716.18</b>	<b>16,211.24</b>

Although the information in this report has been obtained from sources believed to be reliable, its accuracy cannot be guaranteed.